

**Editor:** Peter Jorsal**Page:** 1/8**Subject:** LOGSTOR product program updates**Date:** 15th Dec. 2017

We are continuously working on developing our product program.

This work comprises development of new products as well as adjustments of the existing program, including phasing out products.

All measures to ensure that we have the most complete product program and a delivery service, which meets your requirements.

Please find enclosed *PRODUCTinfo* No. 2-17 with updates and novelties.

If you have questions, please feel welcome to contact your everyday contact person or the undersigned.

Wishing you a Merry Christmas and a Happy New Year!

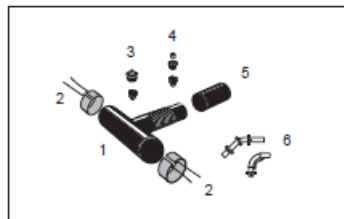
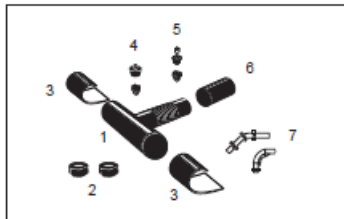
LOGSTOR A/S

Peter Jorsal
Product Manager

TSJoint

The product assortment has been extended, so the TSJoint is now available in main pipe dimensions $\varnothing 140 - 450$ and branch dimensions $\varnothing 90 - 125$ and $\varnothing 140 - 160$.

The TSJoint is available in two versions. One with mastic sealing on the main pipe and another with a fully welded solution on the main pipe.



The Product Catalogue is up-to-date with these changes.

We are working on yet an extension of the dimensional range, so the TSJoint can be applied to main pipe dimension $\varnothing 125$ and branch dimensions $\varnothing 90 - 110$. Further information will follow, when this change has been implemented.

TS SaddleJoint

We have decided to discontinue the TS SaddleJoint and replace it with a saddle cut from the standard T-shoe for the TSJoint.

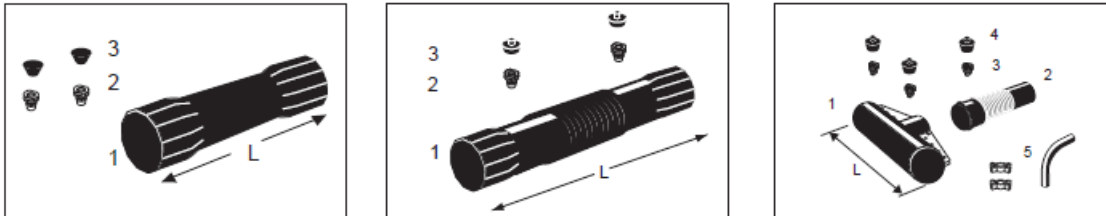
By using an $\varnothing 450$ TSJoint T-shoe it is possible to cut a saddle for outer casing $\varnothing 355 - 560$ with branch dimension $\varnothing 160$.

In case special saddle solutions for bigger main pipe dimensions or branch dimensions are required, please contact our Customer Service Department or your everyday sales contact person.

The SX joint family with weld plugs

As informed in PRODUCTinfo No. 1-17 this year we have introduced our SX joint family with foam holes to be sealed with weld plugs.

The new joints are SX-WP, SXB-WP and SXT-WP (WP short for weld plug).

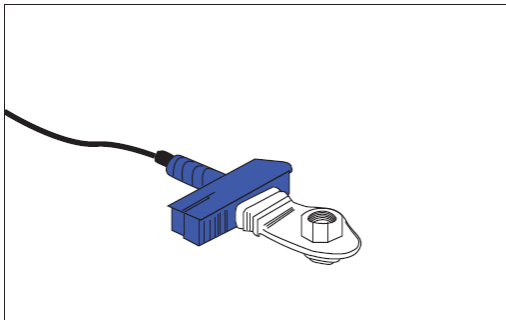


The old SX joint family - with foam holes, which were sealed with expansion plugs and patches, available in a standard joint kit - is discontinued from 2018 and replaced by the SX-WP joint family with foam holes, sealed with weld plugs. This will be implemented gradually, as the existing stock is sold.

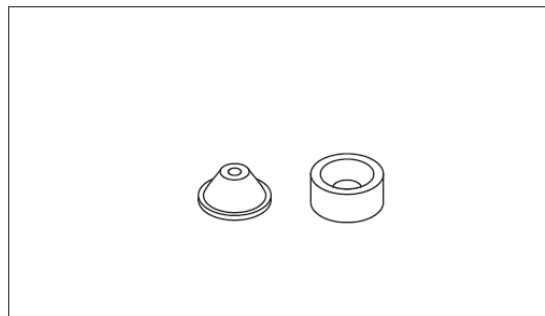
Hereafter, if expansion plug and patch are required, they must be ordered as a separate kit.

The Product Catalogue and Handling & Installation Manual are up-to-date with the new SX-WP family.

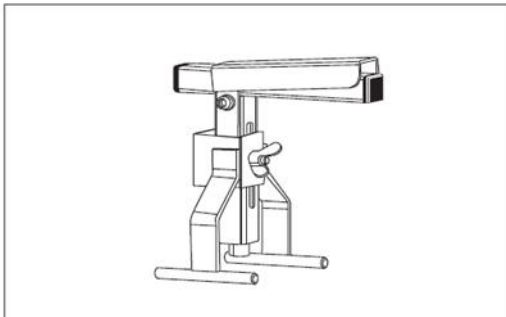
It is possible to order the plug welding tool from LOGSTOR.



Welding mirror HHSW-63-W



Cone for welding mirror


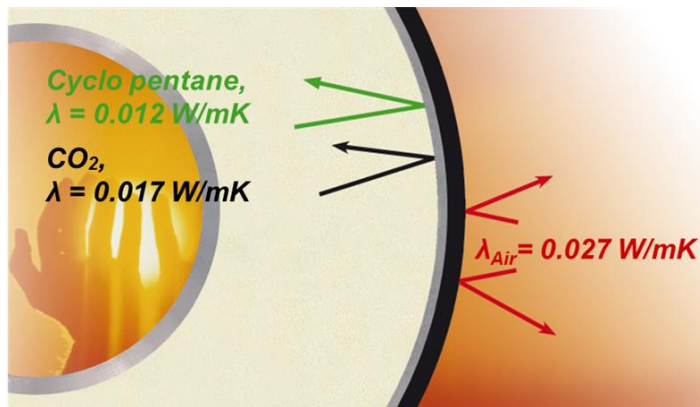


Retaining tool for welding plug

Complete, diffusion-tight systems

As informed earlier LOGSTOR can deliver complete, diffusion-tight systems up to and including $\varnothing 315$ casing. We offer the following solutions:

- Straight pipes, produced as an axial conti pipe with an aluminium diffusion barrier
- FlextraPipes with an EVOH barrier as a co-extruded part of the casing (AluFlextra and PexFlextra)
- FlexPipes with an aluminium diffusion barrier (CuFlex, SteelFlex and AluFlex)
- Diffusion-tight PE shrink or weld joints, where the joint itself is an extruded casing with an EVOH barrier as the inner layer in the casing
- Diffusion-tight fittings with a casing, produced from an extruded casing with an EVOH barrier as the inner layer in the casing



For all types it applies that the diffusion tightness is documented in a large number of tests.

Please contact us for an analysis of which solution is optimal for your projects in relation to the Total Cost of Ownership.

Foam pack with improved marking

Due to a wish to improve the safety and work environment for the persons working with LOGSTOR foam packs we have introduced a new and improved marking with information about the type of liquids, related warning symbols, foam pack size, and production date.

In addition, there is a QR code on the bag. The code can be scanned with a mobile phone and gives access to detailed information about the foam liquids.



Please note when using LOGSTOR foam pack that the membrane of the liquids is not broken, before the nozzle has been inserted into the foam hole, and everything is ready to fill in the liquid. This reduces the risk of the fitter getting into contact with the liquids most.

Joint lengths of EWJoint, BSJoint, B2SJoint, and InduconJoint

The PE shrink sleeve, used for these joints is the same.

The length of the PE shrink sleeve in dimensional range $\varnothing 90 - 560$ has been standardized to 700 mm.

The wall thicknesses of the sleeve have also been standardized.

Please note in this connection, that extrusion welding dimensions smaller than $\varnothing 250$ require that a PE shrink sleeve in additional wall thickness be ordered!

BandJoint in 2 lengths

Until now, the BandJoint has been available in up to three or four different lengths dependent on the dimension.

In future the standard will be that the BandJoint is available in two different lengths. The standard length for 220 mm free end and a longer length to be used in connection with E-Comps.

If repairs in longer lengths are to be carried out, two standard BandJoints and a 250 mm intermediary repair piece can be used as described in our Weld Joint Manual.

Alternatively, an EWJoint in the required length can be used.

BandJoint branches

In future BandJoint branches will be available in one length on the main pipe. This means that the extra long BandJoint branches are discontinued. If the need arises in connection with a repair, please contact your local sales contact, so we can find the best solution to the specific situation.

The vertical BandJoint branch is removed from our product assortment. Instead, the straight BandJoint branch used for the TwinPipe system can be used.

The BandJoint program

Today LOGSTOR has two types of open weld joints: The BandJoint in dimensional range $\varnothing 90$ – 710 and the PlateJoint in dimensional range $\varnothing 800$ – 1400.

During 2018 we will rename PlateJoints in dimensional range $\varnothing 800$ – 1400 to BandJoint so all our open weld joints in future are named BandJoint.

During 2018 we will also change the production of BandJoints in dimensions smaller than $\varnothing 800$, which will result in below changes:

- Dimensions smaller than $\varnothing 800$ will be produced from a plate, so it is possible to have the joint delivered rolled up or flat.
 - Dimensions larger than $\varnothing 560$ are as a standard delivered flat (see below picture), but can on request be delivered rolled-up
 - Dimensions smaller than $\varnothing 630$ are as a standard delivered rolled-up, but can on request be delivered flat
- The length of the BandJoint produced from a plate will as a standard be 630 mm and 1020 mm when the BandJoint is to be used with an E-Comp
- Concurrently with this change, the terminals will exit the ends of the joint and the foam holes will not be pre-drilled. This is advantageous - especially in TwinPipe systems – because it will not be necessary to drill extra holes, if the foam hole is not placed at the top of the joint
- The new joints **must** be installed when using the WeldMaster. Old BandJoint welding machines cannot be used



- The PDA is automatically updated when using the correct weld data. In case the weld data are entered manually, it is important to enter the correct joint code into the PDA so the right welding temperature is reached
- Installation in general in accordance with the installation instructions for BandJoint

When the BandJoint is delivered as a plate (not rolled-up), it is delivered on a U-shaped pallet. This makes it possible for dimensions larger than $\varnothing 560$ and with a length of 630 mm to deliver 35 joints in one pallet.



When BandJoints are delivered as plates (not rolled-up), it is recommended to roll-up the joints and strap them the day before the installation. This will simplify the installation.

The time schedule for the implementation is as follows:

- $\varnothing 630 - 710$ are introduced from January 2018. When the old type of BandJoint has been sold out, we start to deliver the new type
- $\varnothing 500$ is introduced from March 2018
- $\varnothing 355 - 450$ are introduced from July 2018
- $\varnothing 225 - 315$ more detailed information will follow

The material number structure for the new BandJoint types is changed. If you want further details as regards the material number structure, please contact your everyday sales contact person.

The Product Catalogue and the Handling & Installation Manual will be updated in Q1 2018.